


MR SAFETY AWARENESS

Patient Poster Q+A

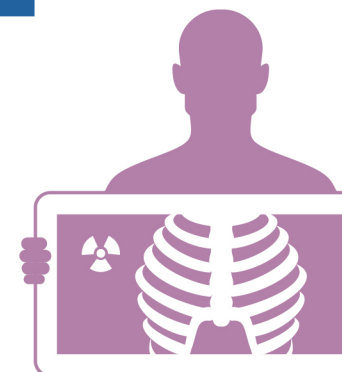
How does an MRI scanner work?

The MRI scanner uses a very strong magnet, radiofrequency waves and some smaller magnets to get signals from the atoms inside your body. The atoms in your body behave in different ways depending on where they are and the scanner can see these differences.



Does MRI use ionising radiation like x-rays?

No. MRI does not use any ionising radiation to produce an image. It works in an entirely different way from X-ray and CT. It uses a very strong magnet, which is why you will be asked to remove metal items such as jewellery.



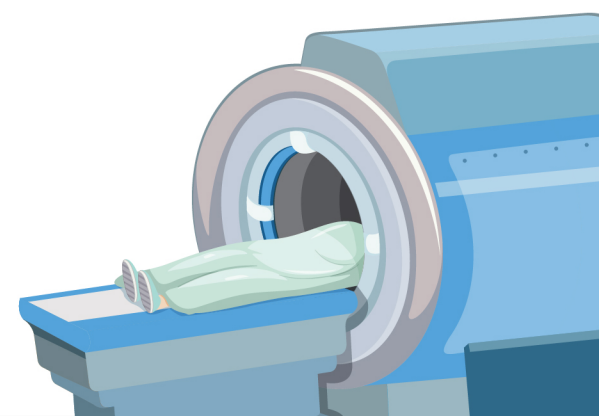
What will I notice during my MRI scan?

You will receive hearing protection as the scanners make loud beeping and humming noises. This noise means that the scanner is locating the signals coming from your body.

The scanner might make you feel warm all over, which is normal.

However if a specific area starts to feel like it is burning hot, use your contact buzzer to let the radiographers know.

You can use your contact buzzer to inform the radiographers if you notice anything that worries you.



Will the scan hurt?

No, you shouldn't feel anything. You might need an injection of contrast (a type of MRI "dye") to help give more detail on the scan, but the scan itself won't hurt at all.



Is it safe?

MRI scanners have been used in hospitals since the 1970s. The radiographers will ask you questions to make sure you are kept safe during your scan. The questions help the radiographers work out if the magnet or the radiofrequency pulses in the scanner are a risk to you.

Can I ask a question?

You are welcome to ask any questions while we get you ready for your scan. We will check how you are doing during your scan too.



How long will my MRI scan take?

Most scans take around 20 to 30 minutes. Some scans are shorter and some can be over an hour. The radiographer will be able to give you an estimate of how long your scan will take. You will need to keep still if you are able to, this will reduce any blurring of the images. We scan many different parts of the body and some need more sequences than others to make sure we have all the information we need.



Can someone come with me?

Normally, you are in the scanning room alone. But if required, and when possible, a parent, family member or friend can accompany you in the scanner room. They will need to complete a safety questionnaire too. If this is something you will need, please advise the MRI staff as soon as you can.



SoR 100 YEARS
THE SOCIETY OF RADIOGRAPHERS

207 Providence Square
Mill Street
London
SE1 2EW
UK

020 7740 7200
info@sor.org
www.sor.org