

LONDON IMAGING ACADEMY LEARNING PLATFORM

EFFICIENT & COLLABORATIVE EDUCATION

Dr Tina Mistry

Consultant Radiologist and Training Programme Director, Guy's & St Thomas' NHS Foundation Trust

Danni Palmer

Project Manager, Guy's & St Thomas' NHS Foundation Trust

**LONDON
IMAGING
ACADEMY**



MEET THE TEAM



Dr Tina Mistry

LONDON IMAGING ACADEMY
LEARNING MANAGEMENT
SYSTEM PROJECT CLINICAL
DIRECTOR,
CONSULTANT RADIOLOGIST,
TRAINING PROGRAMME
DIRECTOR



Danni Palmer

PROJECT MANAGER

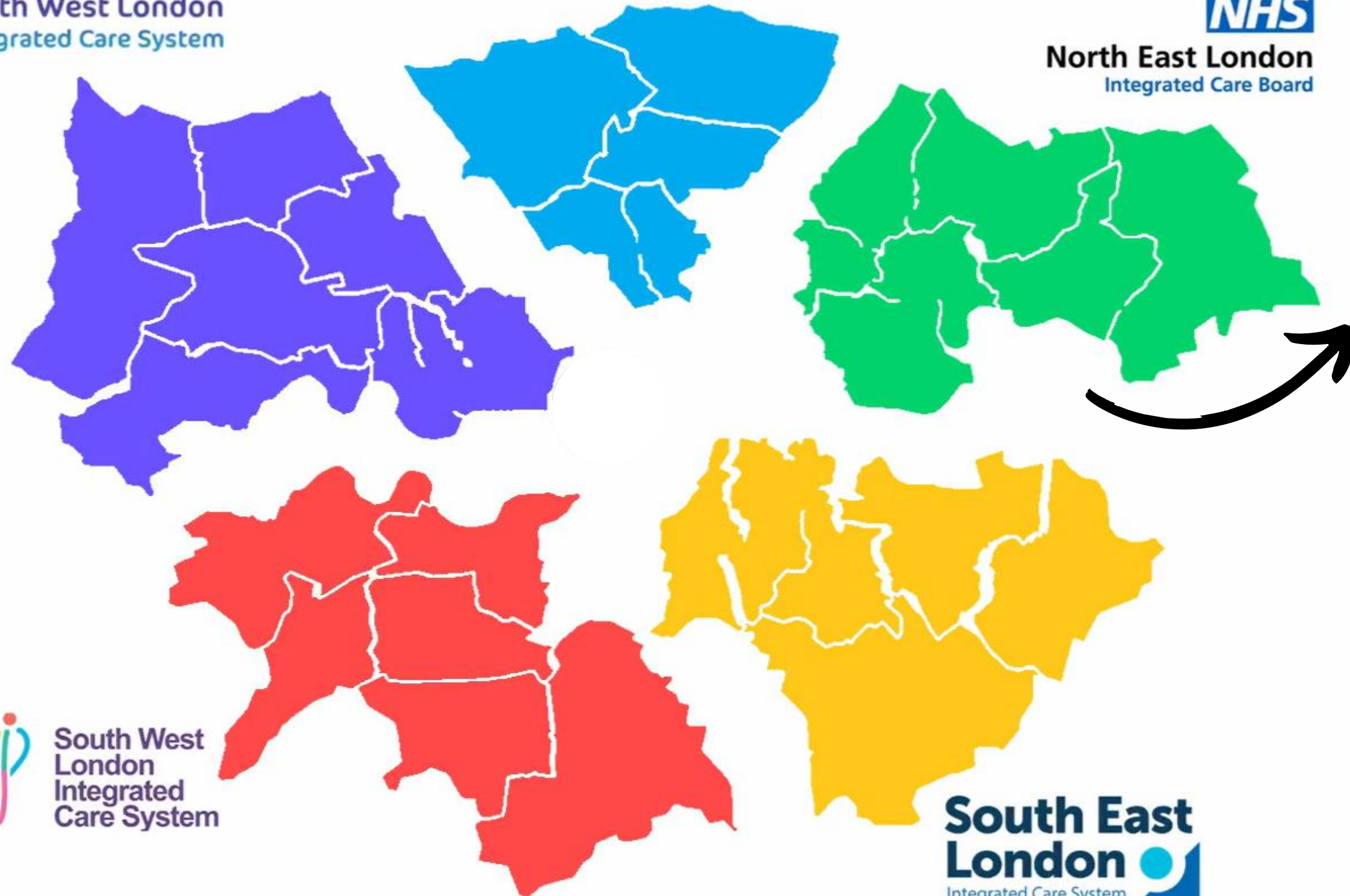


Dr Sunay Gangadharan

PROJECT CLINICAL FELLOW,
RADIOLOGY REGISTRAR
(UNTIL JUNE 2024)

**LONDON
IMAGING
ACADEMY**





Collaboration across the London Imaging Academies

Five academies based on ICS geographical regions in the Capital

Collaboration between Radiologists, Radiographers, Sonographers and Support Workforce

LONDON
IMAGING
ACADEMY

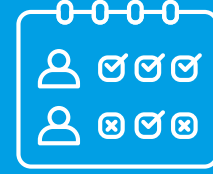


THE PROBLEM



Space

Insufficient physical space to host teaching sessions, meet demand and online storage solutions failing to retain recordings



Attendance

Clinical commitments make attending scheduled training sessions difficult



Talent

Attracting the best talent to deliver high quality teaching again and again



Expertise

No way to harness the pan-London expertise and teaching resources, Academies working in silo



Administrative burden

Organising classroom and practical training sessions, coordinate learners and speakers, booking rooms



THE SOLUTION



Collaborative venture between all London Imaging Academies to train and upskill the workforce



A central learning hub and resource accessible anywhere, on any device with an internet connection



High quality, online and self-paced interactive educational content covering all modalities utilising internal NHS expertise



Empowers educators to create and upload learning resources for local and regional training



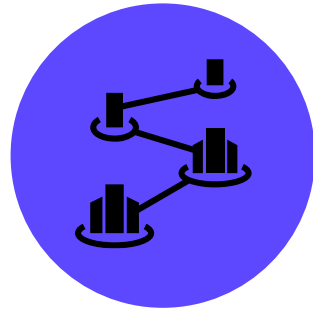
Learner tracking and reporting for assessors and online portfolio of training for learners



**LONDON
IMAGING
ACADEMY**



KEY BENEFITS



Scalable and adaptable solution which can be added to and developed over time, can be scaled up to accommodate more learners and educators




Reduces administrative burden and saves time for those in teaching and practice educator roles



Encourages collaboration across training academies, sharing of excellent training materials, reduces duplication and **standardises training quality**



Provides streamlined learner tracking and reporting for managers and educators, plus an online portfolio of training evidence for learners



Accessible and promotes equal opportunity, the platform can be accessed on any device with an internet connection at a time that is suitable for the learner. Through central course advertising and hosting, we are improving access to training opportunities

CASE STUDY

**LONDON
IMAGING
ACADEMY**



Case study: MRI Training in North West London

Challenge

- Teaching MRI sessions to Band 6 Radiographers (Rotational or Permanent) that are new to MRI or inexperienced in MRI
- Only way to teach them was face to face and in a 1:1 session

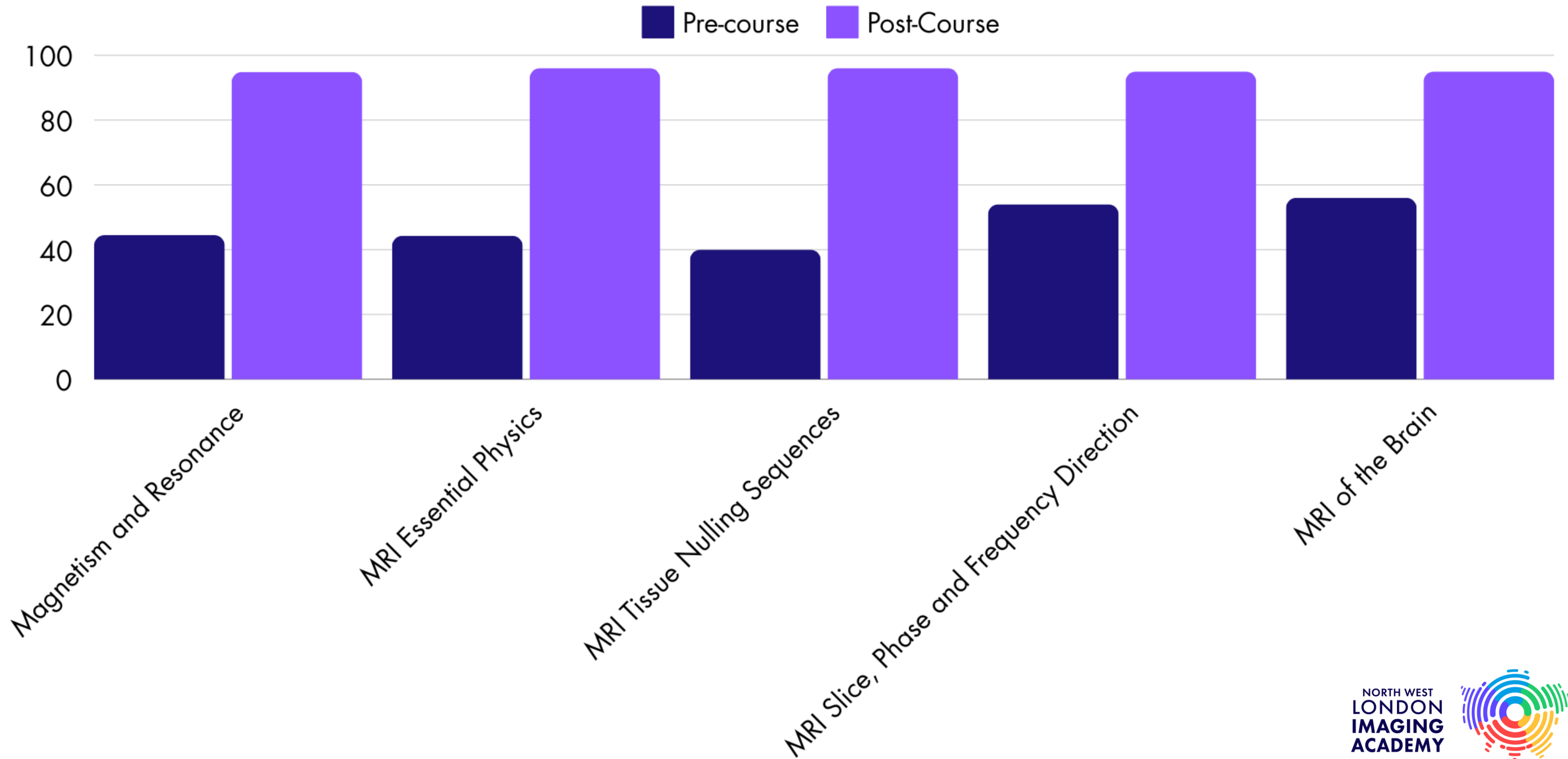
Solution

- Create self-paced learning modules on the online learning platform
- Modules can be completed at an individual's own time and pace
- Progress can now be tracked and assessed

Module	Hours saved (per participant)	Total participants/time saving
Magnetism and Resonance	3	19 / 57 hours
Essential Physics	6	17 / 102 hours
Slice, Phase and Frequency Direction	3	12 / 36 hours
Tissue Nulling	3	9 / 27 hours
MRI of the Brain	3	7 / 21 hours
	Total time saved to date	243 hours (= 30 days)



MRI Training



OUR REACH

User registrations

Since officially launching the learning platform on 7 May 2024 - we have over 1.7k registered users on the platform.

Certificates

There have been 400+ certificates issued for completion of our courses.

Self-paced learning

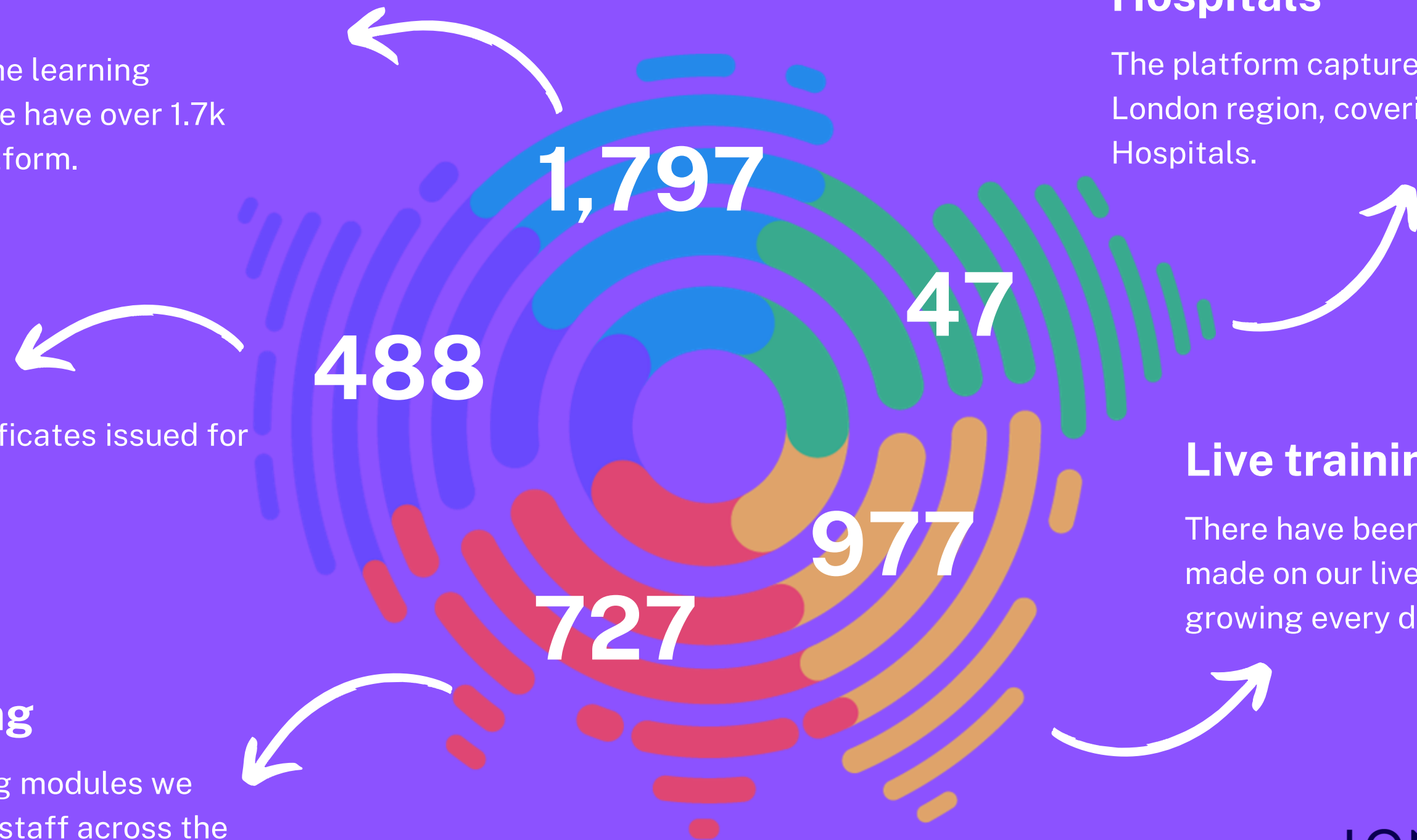
Through self-paced learning modules we have trained over 700 NHS staff across the Capital since launching.

Hospitals

The platform captures users from across the London region, covering 47 Trusts and Hospitals.

Live training sessions

There have been over 900 individual bookings made on our live courses, and this number is growing every day.



**LONDON
IMAGING
ACADEMY**





With thanks to

London Imaging Academies, Academy Leads, Practice Educators, Subject Matter Experts, Consultants, Registrars, Sonographers and NHS England for supporting this project

Thank you

Contact: hello@londonimagingacademy.org.uk

Dr Tina Mistry - tina.mistry@gstt.nhs.uk

Danni Palmer - danni.palmer2@gstt.nhs.uk

LONDON
IMAGING
ACADEMY

